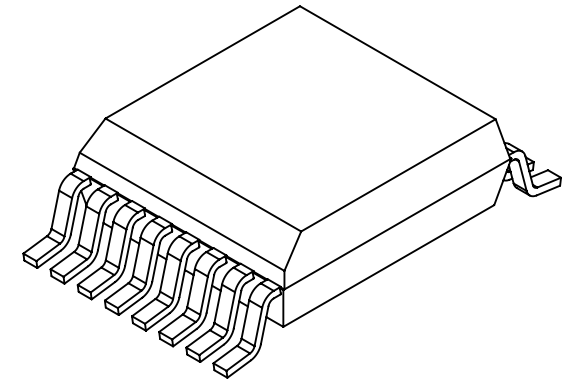
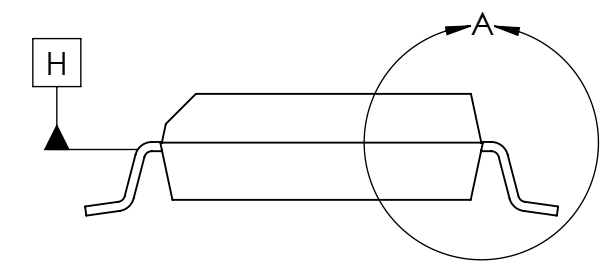
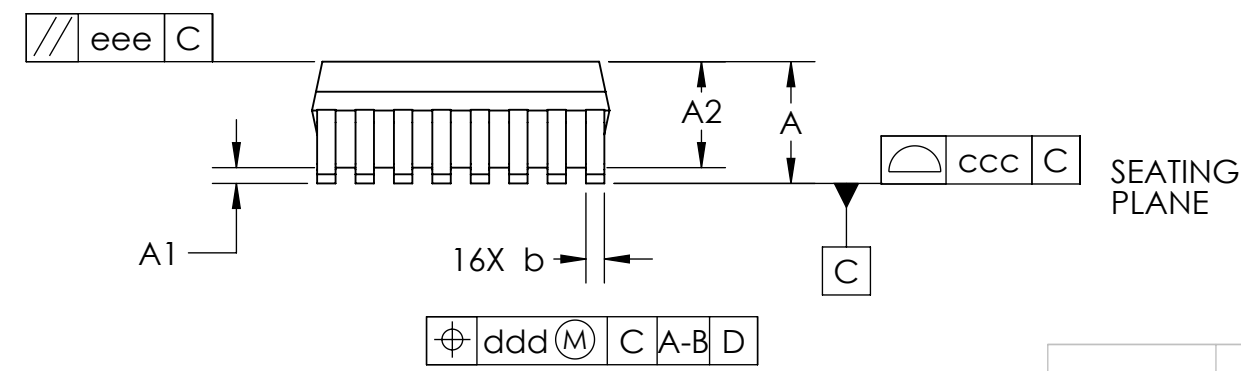
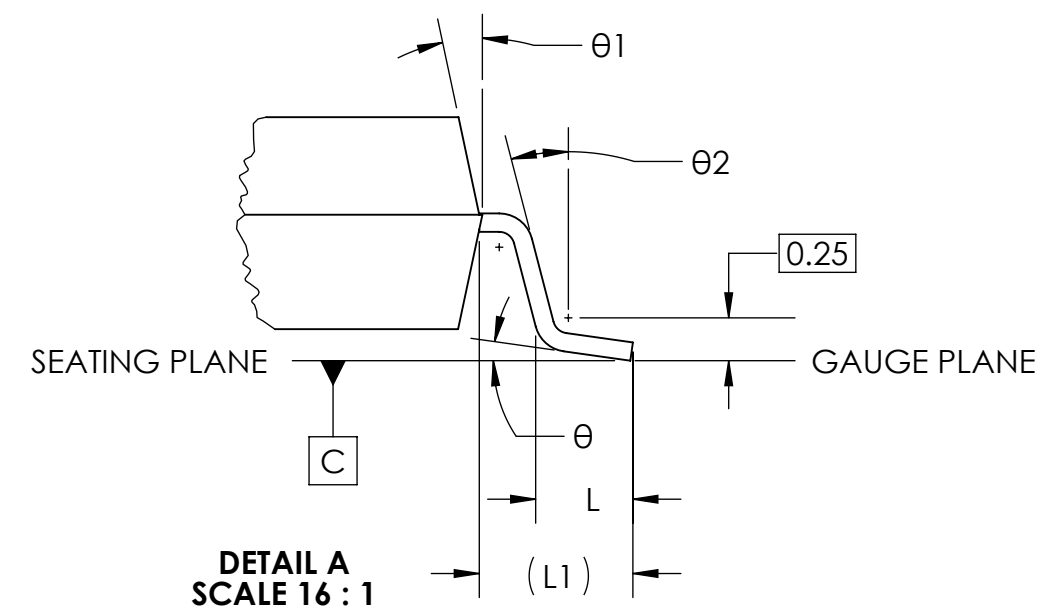
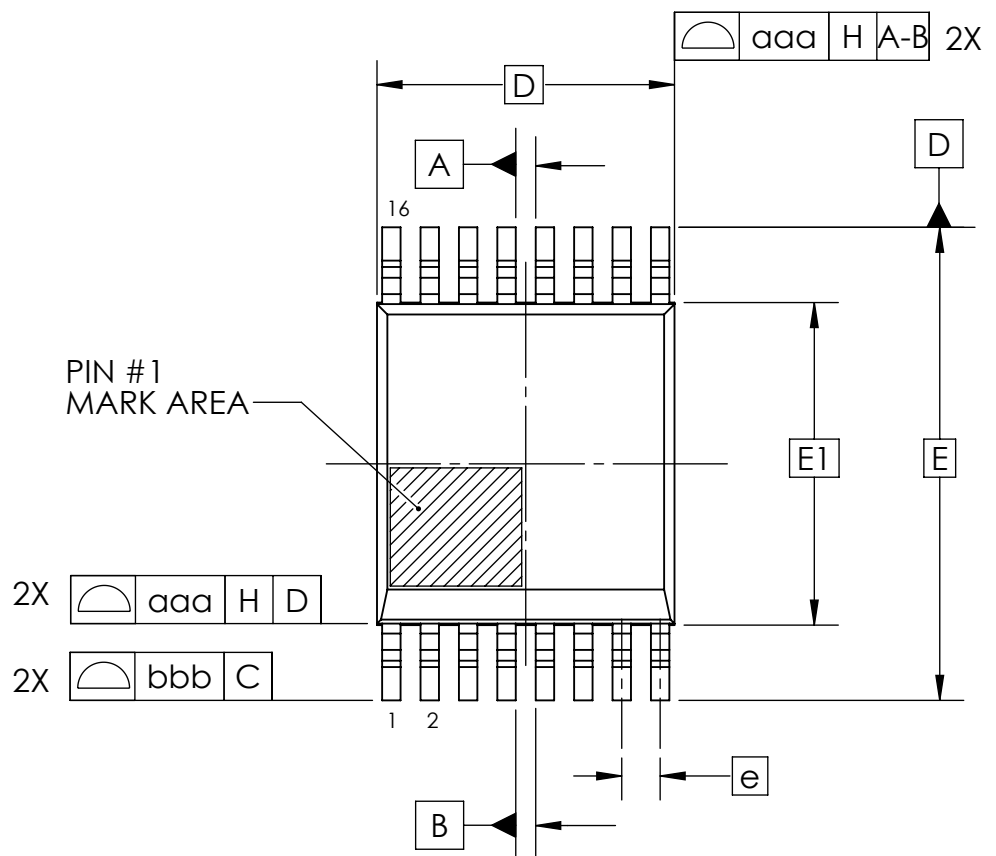


REVISIONS					
ZONE	REV.	DESCRIPTION	DATE	APPROVED	DCN NO.
	A	DRAWING UPDATED	2/24/22	SS	



- NOTES:
1. PACKAGE CONFORMS TO JEDEC MO-137, VARIATION AB.
  2. DIM AND TOL CONFORM TO ASME Y14.5-2009.
  3. ALL DIMENSIONS ARE IN MILLIMETERS.

SYMBOL	MIN	MAX	SYMBOL	MIN	MAX
A	-	1.75	L1	1.04	REF
A1	-	0.25	aaa	-	0.10
A2	1.40	1.55	bbb	-	0.20
b	0.20	0.30	ccc	-	0.10
D	4.90	BSC	ddd	-	0.18
E	6.00	BSC	eee	-	0.10
E1	3.90	BSC	$\theta$	-	8
e	0.635	BSC	$\theta_1$	-	15
L	0.41	1.27	$\theta_2$	0	-



TITLE		<b>16 LEAD QSOP, 3.90-MM BODY, 0.635mm PITCH</b>	
DWG. NO.:	16 Lead QSOP 635P	REV	00
DO NOT SCALE	File Name:	SHEET	1 of 1
	16L-QSOP-635P.PDF		

ALL INFORMATION CONTAINED HEREIN IS THE PROPERTY OF QP TECHNOLOGIES AND IS CONSIDERED PROPRIETARY AND SUBJECT TO RETURN UPON DEMAND. ACCEPTANCE AND RETENTION HEREOF SIGNIFIES AGREEMENT BY THE RECIPIENT THAT THE INFORMATION WILL NOT BE DISCLOSED TO OTHERS NOR USED CONTRARY TO THE INTEREST OF QP TECHNOLOGIES WITHOUT PRIOR WRITTEN PERMISSION